

NEATT PAINTS

Your World in Colour



COMPANY PROFILE



P.O BOX 54528 - 00200,
Nairobi - Kenya



+254 733 344 344



www.neattpaints.com
info@neattpaints.com

Table of
CONTENTS

01 Our Company

02 Our Objectives & Values

03 Our Products

04 Rafftex

06 Super Gloss Enamel

08 Neattmatt Plastic Emulsion

10 Silk Vinyl Emulsion

12 Vinyl Matt Emulsion

14 Weatherguard Exterior Emulsion

16 Our Portfolio

18 Our Contacts



*Spaces are no longer just spaces without a
flair of color and aesthetic magnetism*



THE COMPANY

Neatt Paints was established to give you a bridge between the feeling you get from your walls and durability. We are an all-round paint manufacturing company, with diversified products suited for both internal and external painting.

We understand the need to have your spaces speak for you and we will always strive to give creative solutions towards making you feel at home in your premise.

Be it a residential apartment or a commercial building, our expertise and wide range of products guarantee you a perfect fit.

Neatt paint boasts of a team of professionals who understand the market and its needs. We do not just manufacture paints; we listen to our clients and customize our products into what makes them content.

Neatt paints guarantees you quality in precision; your thoughts, dreams and desires of a perfect wall/surface at home or commercial area, all in one perfect brand of paint.




OBJECTIVES & VALUES

Vision

To be a brand most desired, respected and recognized for quality paints and products.

Mission

To provide the highest quality paints and service through continuous innovation and best ethical practices leading to client satisfaction.



OBJECTIVES

To work tirelessly towards always improving our products and meeting customer preferences.

To be a brand leader in paint manufacturing by putting every inch of creativity into every product.

To go past paints, by positively impacting our society through both corporate and social programs.

To manufacture and promote environmentally friendly products.

VALUES

INTEGRITY - When we promise quality, we will do just that and in the right way.

CONSISTENCY - Our first product will be our best, and the journey will be better.

RELIABILITY - You can trust us to deliver.

INNOVATION - Even at our best, we will keep learning

CUSTOMER SATISFACTION - It is not okay until you are okay.



02



OUR PRODUCTS

We continue to research and manufacturer the best paint products for the market; keeping to our commitment towards achieving aesthetic value and durability.

Currently, Neatt Paints manufactures six brands of paint; Rafftex, Super Gloss Enamel, Neattmatt Plastic Emulsion, Silk Vinyl Emulsion and Weather-guard Exterior Emulsion.

Whatever your need is, we have you covered.



NEATT RAFFTEX

Product Datasheet



Rafftex is an acrylic based textured paint specially formulated to provide different patterns on any cementitious surface. For long life protection, special mould resistant biocides are incorporated in the formulation.

FINISH: High-build textured matt finish.



ADVANTAGES

- Rafftex can be applied onto plaster, cement rendering, concrete, stones, glass, timber, aluminum etc.
- Both interior and exterior application.
- Used for creation of designer textures.
- Efflorescent resistant.
- Totally hides surface imperfections.
- Bridges hairline cracks.
- Water-proof protection.
- Long lasting wall protection.

APPLICATION

Applied using stainless steel trowel. Use plastic/fiber/wooden trowel or comb to create final design texture patterns. For vertical, horizontal and circular design patterns, fiber trowel gives the best service.

Neatt Rafftex can be coated with any color of choice available in Neatt Weatherguard Exterior Emulsion for exterior applications. Available in 3mm, 2mm, 1mm, 0.8mm particle sizes.

THINNING

Supplied ready to use, no thinning is required. However, due to varying storage conditions, very minimal thinning may be done with clean water to aid application.

DRYING

- Surface dry: 2-3 hours.
- Hard dry surface: 16-24 hours.





SPREADING CAPACITY

This depends on the condition of the surface onto which it is applied, required thickness by the architect or client. Depending on thickness, Rafftex can be spread as follows:

10-12 sq.m per 30kgs for 1-1.5mm film thickness

8-9 sq.m per 30kgs for 1.5-2.5mm film thickness

Pack Sizes: 5KGS, 30KGS

SPECIFICATIONS OF USE

Prior to painting, ensure that the surface is clean, free from dust, grease, oils or any loose material.

- i. **NEW WORK:** Apply one coat of Rafftex using stainless steel trowel.
- ii. **LOOSELY BOUND OR FLAKING SURFACE:** Use wire brush to scrap off any loose, flaking, or chalking materials. Apply one coat of Neatt Masonry primer. Apply Rafftex using stainless steel trowel.

EQUIPMENT CLEANER: Water

NOTES

- Clean equipment immediately after use. When dry, Rafftex is extremely difficult to remove.
- Neatt Paints Limited provides Apply-Supply for this product.
- In-built colors available on selected shades.
- Do not paint over surface previously painted with gloss paint. In such cases, apply one coat of Neatt Universal Undercoat.
- When finishing with Weatherguard Exterior Emulsion of any shade, apply one coat of the same or similar shade as an undercoat for 3mm, 2mm, or 1mm Rafftex.



SUPER GLOSS ENAMEL

Product Datasheet



A premium quality protective and decorative coating made from a combination of a high-quality alkyd resin, polyurethane resin and pigments that produces a high gloss finish when applied on a properly prepared surface, proper primer and undercoat. Recommended for use on plaster, wood, metal, wallboards, brickworks, stone works etc. Neatt Super Gloss offers maximum durability on extreme weather conditions such as the coastal region.

FINISH: Full Gloss

ADVANTAGES

- Specially designed formulation that offers excellent hiding power, durability, inhibiting early chalking.
- Resistance to abrasion and general wear and tear.
- Easy to apply.
- Excellent ability to withstand tropical weather conditions & changes.
- Wide color range.
- Excellent gloss and gloss retention.

APPLICATION: Brush, Roller, Spray.

DRYING

- Surface dry: 4 hours.
- Through dry: 12-16 hours.
- Re-coatable after 16 hours.

THINNING

Supplied ready for use when applying by brush or roller. However, thinning with Neatt White Spirit is necessary to aid application.

For spray application, thin to the required viscosity. Avoid over-thinning as this may affect opacity and drying of the paint.

Stir well before use.

SPREADING CAPACITY

13-16sq.m/litre when applied over Neatt Undercoat on a smooth surface.

PACK SIZE: Available in 1/2litre, 1litre, 4litres, 20litres.



SUPER GLOSS ENAMEL

Product Datasheet



SPECIFICATIONS OF USE

Prior to painting, ensure that the surface is clean, dry, free from dust, grease, oils or any loose material.

- **NEW WORK:** Apply one coat of appropriate primer such as penetrating primer or masonry primer, apply two coats of Neatt Super Gloss.

Patch prime with appropriate primer when working with metal surfaces.

- **PREVIOUSLY PAINTED:** (Sound Conditions): Prepare the surface and apply one (1) coat of Neatt Undercoat where necessary.

Apply one coat of Neatt Super Gloss.


- **PREVIOUSLY PAINTED:** (Unsound conditions): Remove all the flaking and loose material using the standard procedures.

Patch prime metal surfaces with appropriate primer.

Apply one coat of Neatt Undercoat. Apply one or two coats of Neatt Super Gloss.

NOTES

- When repainting a previously painted sound surface of the same shade with Neatt Super Gloss, or when painting over an undercoat with similar shade, one properly applied coat of Neatt Super Gloss is enough for obliteration.
- Use linseed oil, appropriate filler, or putty to stop up cracks, surface imperfections or nail holes after priming or before undercoat applications.
- Before recoating, allow the film to achieve through dry, after sixteen (16) hours of application. Always dust off the surface before applying another coat of Neatt Super Gloss.
- All alkyd based white gloss paints tend to yellow when exposed to dark areas with minimal lighting therefore Neatt Super Gloss white is not recommended for interior of cupboards, drawers, rooms with minimal natural lighting systems. Instead, we recommend light to deep shades of Neatt Super Gloss.



NEATTMATT PLASTIC EMULSION

Product Datasheet



Neattmatt Plastic Emulsion is a trade grade paint, prepared for interior decoration of walls and ceilings from high opacity copolymer and top quality lead-free pigments. Can be applied directly onto plasters, bricks, stones, softboards etc. Possesses excellent hiding characteristics and easy to apply. Contains biocides to curtail mould growth. Available in selected color range.

FINISH: Matt



ADVANTAGES

- Excellent hiding power.
- Allows surface to breath.
- No primer required for new and previously painted sound surfaces.
- Economical in use.

APPLICATION

Can be applied using brush, roller, conventional spray, airless spray. Thin to the required viscosity when applying using spray application.

DRYING

Can be recoated after 3-4 hours on normal weather conditions.

THINNING

We recommend thinning with clean water when applying the paint to enable good flow, brushing, and to eliminate brush marks. The first coat should slightly be thinned more than subsequent coats to enable proper penetration of the paint into the surface.

However, avoid over-thinning of the paint as will compromise the paint opacity and increase roller spattering. Stir properly prior to use.





SPREADING CAPACITY

This varies considerably depending on the type of surface such as its porosity or texture. The approximate spreading capacity are as follows:

Type of Surface	New or Unpainted	Previously Painted
Smooth plaster	12-14 sq.m/litre	14-16 sq.m/litre
Wood float plaster	10-12 sq.m/litre	12-14 sq.m/litre
Bag-Wash Concrete	5-7 sq.m/litre	6-8 sq.m/litre
Roughcast	3-5 sq.m/litre	4-6 sq.m/litre

PACK SIZE: Available in 1 litre, 4 litres and 20 litres

SPECIFICATIONS OF USE

Prior to painting, ensure that the surface is clean, dry, free from dust, grease, oils or any loose material.

- **NEW WALLS, CEILINGS ETC:** Prepare the surface as per the standard procedures. Apply 2-3 coats of Neattmatt Plastic Emulsion.
- **PREVIOUSLY PAINTED SURFACE (MATT FINISH):** Sound surfaces to be repainted with 2 coats of Neattmatt Plastic Emulsion.
- **POROUS, LOOSE, UNSOUND SURFACES:** Prepare the surface as per the standard procedures. Apply one coat of Neatt Penetrating primer. Apply two coats of Neattmatt Plastic Emulsion.



SILK VINYL EMULSION

Product Datasheet



Premium quality product made by incorporating finest pigments in a top-quality co-polymer emulsion. Gives a smooth desirable silky finish, which is tough and washable. Highly recommended for domestic use in the kitchens, bathrooms, stores and passages, children rooms, as well as hospital, food processing industries, offices etc. Neatt Silk Vinyl Emulsion can be applied on platers, stones, timber for wall portioning etc. Available in wide color range.



FINISH: Semi-gloss, sheen finish

ADVANTAGES

- Low odor.
- Easy to apply.
- Attractive silky-smooth finish.
- Tough and washable.
- No special primers needed.
- Quick drying.

APPLICATION

Brush, roller, or spray. Thin to the required viscosity when applying using spray application.

SPREADING CAPACITY

This varies considerably depending on the type of surface such as its porosity or texture. The approximate spreading capacity are as follows:

THINNING

We recommend thinning with clean water when applying the paint to enable good flow, brushing, and to eliminate brush marks. The first coat should slightly be thinned more than subsequent coats to enable proper penetration of the paint into the surface. However, avoid over-thinning of the paint as will compromise the paint opacity and increase roller spattering.

DRYING: Can be recoated after 3-4 hours.

Type of Surface	New or Unpainted	Previously Painted
Smooth Plaster	10-13 sq.m/litre	13-15 sq.m/litre
Wood-float plaster	10-13 sq.m/litre	12-14 sq.m/litre
Bag-Wash Concrete	5-7 sq.m/litre	6-8 sq.m/litre
Roughcast	2-4 sq.m/litre	3-5 sq.m/litre

PACK SIZE: Available in 1 litre, 4 litres and 20 litres



SILK VINYL EMULSION

Product Datasheet



Prior to painting, ensure that the surface is clean, dry, free from dust, grease, oils or any loose material.

- **FOR NEW PLASTER AND CEMENT WALLS, WALLBOARDS, SOFTBOARDS ETC:** Prepare the surface as per the standard procedures. Start with application of one coat of Neatt Vinyl Matt Emulsion of the same shade. Apply two coats of Neatt Silk Vinyl Emulsion.
- **FOR PREVIOUSLY PAINTED SURFACES:** (Matt emulsion or silk finish): If the existing paint work is sound, clean the surface and apply two coats of Neatt Silk Vinyl Emulsion. If the surface is unsound and flaking, remove all the flaking material to a firm base, then apply Neatt Penetrating primer before finishing with two coats of Neatt Silk Vinyl Emulsion.
- **FOR PREVIOUSLY PAINTED SURFACE:** (Gloss finish): Apply one coat of Neatt Universal Undercoat. Apply two coats of Neatt Silk Vinyl Emulsion.
- For Bricks, Asbestos and other Porous walls: Should be primed with Neatt Penetrating Primer or Neatt Acrylic Sealer before applying two coats of Neatt Silk Vinyl Emulsion.



EQUIPMENT CLEANER: Water

NOTE: When overcoating a dark shade where there is a distinct change in the color being painted, apply one coat of Neatt Vinyl Matt Emulsion of similar color to the silk topcoat before proceeding with application of two coats of Neatt Silk Vinyl Emulsion.



VINYL MATT EMULSION

Product Datasheet



Premium quality emulsion paint that offers suitable for application on interior and exterior surfaces of buildings. Suitable for new and previously painted surfaces such as plaster, cement, stone, bricks, softboards, hardboards, asbestos sheets etc. Neatt Vinyl Matt Emulsion is manufactured from high quality pigments which are then finely ground in a high-quality copolymer emulsion medium. Available in wide color range.



FINISH: Matt

ADVANTAGES

- Easy to apply.
- Quick drying.
- Superior hiding power.
- Smooth matt finish.
- Wide color range.
- Suitable for interior and exterior applications.

APPLICATION

Can be applied using brush, roller, conventional spray, airless spray. Thin to the required viscosity when applying using spray application.

SPREADING CAPACITY

This varies considerably depending on the type of surface such as its porosity or texture. The approximate spreading capacity are as follows:

THINNING

We recommend thinning with clean water when applying the paint to enable good flow, brushing, and to eliminate brush marks. The first coat should slightly be thinned more than subsequent coats to enable proper penetration of the paint into the surface.

However, avoid overthinning of the paint as will compromise the paint opacity and increase roller spattering. Stir properly prior to use.

DRYING: Can be recoated after 3-4 hours on normal weather conditions.

Type of Surface	New or Unpainted	Previously Painted
Smooth Plaster	12-15 sq.m/litre	14-16 sq.m/litre
Wood-float plaster	10-12 sq.m/litre	12-14 sq.m/litre
Bag-Wash Concrete	5-7 sq.m/litre	6-8 sq.m/litre
Roughcast	3-5 sq.m/litre	4-6 sq.m/litre

PACK SIZE: Available in 1 litre, 4 litres and 20 litres



VINYL MATT EMULSION

Product Datasheet



SPECIFICATIONS OF USE

Prior to painting, ensure that the surface is clean, dry, free from dust, grease, oils or any loose material.

- **NEW CEMENT OR PLASTER SURFACES:** On a clean, dry surface, 10% thinning with clean water is necessary for the first coat. Follow up with 1 or 2 coats of un-thinned or slightly thinned Neatt Vinyl Matt emulsion.
- **PREVIOUSLY PAINTED SURFACE:** If the existing paint work is sound, clean the surface and apply one to two coats of Neatt Vinyl Matt Emulsion. If the surface is unsound and flaking, remove all the flaking material to a firm base, then apply Neatt Penetrating primer before finishing with one or two coats of Neatt Vinyl Matt Emulsion.
- **BRICK AND ASBESTOS SURFACES:** Apply one coat of Neatt Acrylic sealer to reduce absorption, followed by one or two coats of Neatt Vinyl Matt Emulsion.

EQUIPMENT CLEANER: Water



NOTES

- When over coating a dark shade with a light shade, three coats may be necessary while when over-coating sound walls with same shade, just one coat may be sufficient.
- For some deep shades of green, bright yellow, orange, and red, additional coat may be required due to their low opacity. When these low opacity colors are used on bare, new surfaces or for over-coating dark shades, Neatt Undercoat of an almost similar color is recommended for superior hiding and coverage.
- Due to chemical reasons, certain dark colors have less light fastness property hence tend to fade faster when exposed to ultraviolet rays. Care must be taken when using such colors. Consult with Neatt Paints Technical team for assistance.



WEATHERGUARD EXTERIOR EMULSION

Product Datasheet



Neatt Weatherguard Exterior Emulsion is an advanced premium decorative and protective paint made using a 100% pure acrylic combined with special biocides at levels that effectively resist and retard mould and algae. The paint is suitable for exterior application of buildings in mild to harsh weather conditions, in high altitudes and coastal regions. Made by incorporation of high-quality light fast, weather resistant pigments. Available in wide color range.

FINISH: Matt

ADVANTAGES

- Excellent hiding power.
- Self-cleansing when it rains.
- Less dirt pickup.
- Can be applied to all types of surfaces with normal surface preparation.
- Very low order.
- Long term protection.
- Low maintenance costs.
- Compatible with a number of Neatt Paints primers.
- Hides surface imperfections.
- Effectively fills in hairline cracks.
- Available in wide color range.
- Quick drying. Excellent surface penetration.
- Excellent fungicidal resistance.

APPLICATION

Brush, roller, or spray. Thin to the required viscosity when applying using spray application.

THINNING

We recommend thinning with clean water when applying the paint to enable good flow, brushing, and to eliminate brush marks. The first coat should slightly be thinned more than subsequent coats to enable proper penetration of the paint into the surface. However, avoid over-thinning of the paint as will compromise the paint opacity and increase roller spattering. Stir well before use.

DRYING: Can be recoated after 3-4 hours.

SPREADING CAPACITY: This varies considerably depending on the type of surface such as its porosity or texture. The approximate spreading capacity are as follows:

Type of Surface	New or Unpainted	Previously Painted
Smooth Plaster	12-14 sq.m/litre	14-16 sq.m/litre
Wood-float plaster	11-13 sq.m/litre	12-14 sq.m/litre
Bag-Wash Concrete	5-7 sq.m/litre	6-8 sq.m/litre
Roughcast	3-5 sq.m/litre	4-6 sq.m/litre

PACK SIZE: Available in 1 litre, 4 litres and 20 litres



WEATHERGUARD EXTERIOR EMULSION

Product Datasheet



SPECIFICATIONS OF USE

Prior to painting, ensure that the surface is clean, dry, free from dust, grease, oils or any loose material.

- **NEW SURFACES:** Prepare the surface as per the standard procedures. Apply 2-3 coats of Neatt Weatherguard Exterior Emulsion.
- **PREVIOUSLY PAINTED SURFACES (SOUND CONDITION):** Apply two coats of Neattmatt Emulsion before applying 1-2 coats of Neatt Weatherguard Exterior Emulsion. One coat is enough when recoating a sound surface of the same color.
- **PREVIOUSLY PAINTED SURFACES (UN SOUND CONDITION):** Remove any loose and flaking material to a firm base. Apply one coat of Neatt Penetrating primer. Apply 2-3 coats of Neatt Weatherguard Exterior Emulsion.
- **BRICKS, POROUS, ASBESTOS e.t.c.:** Apply one coat of Neatt Penetrating Primer. Apply 2-3 coats of Neatt Weatherguard Exterior Emulsion.
- **VERY OLD AND LOOSELY BOUND WALLS:** If the condition of the walls has deteriorated very much, especially in the coastal regions, we do not recommend Neatt Weatherguard Exterior Emulsion or any quality other paint. Unless the walls can be re-plastered, low to trade grade paints are recommended.



EQUIPMENT CLEANER: Water

NOTES


- Two coats offer complete hiding depending on the colour in use and the surface being coated. However, three coats are recommended for maximum protection.
- One coat may be sufficient when using same shade over the sound surface to be recoated.
- Clean the equipment immediately after use as dried paint maybe tough to remove.



SOME OF OUR HAPPY CLIENTS

Our Portfolio

Kenya Institute Of Curriculum Development - Ngara (KICD)



Bella Hill - Gikambura




Office Block - Off Thika Road

Sportsview Road Apartments



Bella Hill - Gikambura





GET IN TOUCH

OUR CONTACTS



**P.O BOX 54528 - 00200,
Nairobi - Kenya**



+254 733 344 344



**www.neattpaints.com
info@neattpaints.com**

DISCLAIMER: *The technical information provided on our data sheets is primarily for your guidance and usage. Such information provided is believed to be reliable to the best of our knowledge. However, Neatt Paints Limited has no control over conditions in which the product is stored, handled and its usage. Therefore, the above information does not constitute a warranty. Buyers must assume responsibility for the suitability of the product for their own use. The information provided can be modified from time to time by us without prior notice, based on our experience, changing market trends, and for continuous development of the product.*